

[Common, Automatic transmission fluid (ATF)]

## Checkinng ATF contamination and ATF replacement timing by color comparison

<https://bekomcar.com/en/tutorial/pdf/71/>






⚠ Follow the vehicle's instruction on how to measure the ATF level.

ATF contamination can easily be diagnosed if your transmission has the dip stick. Simply pull out your ATF dip stick and compare the color as shown in the picture. In general fresh ATF color is pink compared with contaminated color of brown, dark brown or sometimes black.



For Honda vehicles, wait till the engine reaches operating temperature and shut off the engine. Then, measure the ATF level between 60~90 seconds after the engine shut off.


## Related contents & Comments

1.  8th Gen Civic 2.0 (SI) drain method ATF replacement
2.  8th Gen Civic 1.8 & 2.0, ATF filter replacement
3.  Measuring 8th Gen Civic 1.8 & 2.0, SI ATF level
4.  2008 Civic SI ATF filter and ATF replacement
5.  Lexus RX350 미션오일 교환

메이커별 미션액 색이 다를 수 있다. 하지만 상당수는 핑크 색 비스한 밝은색이다..

*Feb. 18, 2022, 3:31 p.m., #C373, (@sunjoo.moon)*

 SunJoo Moon , Edit Date: Sept. 30, 2021, 1:13 p.m.

 **Disclaimer !** All cars are different, so please read the service manual for your vehicle before any repair work. bekomcar assumes no liability for property damage and/or injury incurred directly and/or indirectly as a result of any of the information contained in the website. Use this information at your own risk.