

[Honda, Other car maintenance]

Honda 3rd generation CRV fuel pump replacement

<https://bekomcar.com/en/tutorial/pdf/68/>

⚠️ Disconnect the battery for possible spark and fire.

Fuel pump and filter play vital roles in drivability. Low fuel pressure often causes delayed starting, loss of engine power, acceleration issue, and other vehicle drivability issues. The worst case would be stalling due to fuel supply issue.






Video URL: <https://www.youtube.com/watch?v=ThAvm6EzuXc>

Although the video is for CRV2010, basically the process is the same as Honda Accord and any other Honda vehicle produced at about the same time. The seat removal can be different but the fuel pump replacement will be very similar in all the gasoline vehicles.

References

1. https://www.youtube.com/watch?v=LhK7P3xG_-4&t=0s
2. <https://www.youtube.com/watch?v=ThAvm6EzuXc> (CRV 2010)


Related contents & Comments

1.  2005 NF Sonata 2.0 Gasoline MAF cleaning
2.  어코드 7세대 V6 인히비터스위치 혹은 Neutral Safety Switch (NSS) 교환
3.  EGR 증상 및 청소

연료 펌프는 최근 차량의 경우 대부분 연료탱크에 있는 내장형이다. 특히 O링등 작업시에 주의한다. 그리고 연료 냄새가 오래 남아있으니, 연료탱크를 여는 순간 다른 여분의 커버를 덮어서 연료냄새가 나오지 못하게 한다. 연료 냄새는 몇일 지속되기때문에 머리아프다. .

Feb. 18, 2022, 3:46 p.m., #C381, (@sunjoo.moon)

 SunJoo Moon , Edit Date: Sept. 3, 2021, 3:12 p.m.

 Disclaimer ! All cars are different, so please read the service manual for your vehicle before any repair work. bekomcar assumes no liability for property damage and/or injury incurred directly and/or indirectly as a result of any of the information contained in the website. Use this information at your own risk.