

[Hyundai, Other car maintenance]

## 2005 NF Sonata 2.0 Gasoline MAF cleaning

<https://bekomcar.com/en/tutorial/pdf/62/>

⚠ Use the mass air flow (MAF) sensor cleaner.

Mass air flow (MAF) sensor cleaning for 2005 NF Sonata 2.0 gasoline. Disconnect the MAF sensor, use MAF cleaner to cleanse the MAF sensor wire and temperature sensor. Dry it out and reinstall the MAF sensor. Most commonly used MAF sensor cleaner is CRC Mass Air Flow cleaner.



## (1) Step 1. Disconnect the MAF sensor



Normally, MAF sensor is right after the air cleaner box.-

## (2) Step 2. Clean the MAF sensor wire



Spray the MAF sensor to the heat resistance wire and intake temperature sensor as well.-

### (3) Step 3. Reinstall the MAF sensor






Dry the MAF sensor for five minutes and reinstall.-

## References

1. [https://www.youtube.com/watch?v=ol99T\\_iSWI](https://www.youtube.com/watch?v=ol99T_iSWI)
2. <https://www.youtube.com/watch?v=o90KcZRz95U>
3. <https://www.youtube.com/watch?v=jEt9zcRiMlo>

## Related contents & Comments

1.  Honda 3rd generation CRV fuel pump replacement
2.  어코드 7세대 V6 인히비터스위치 혹은 Neutral Safety Switch (NSS) 교환
3.  EGR 증상 및 청소


사실 MAF 공기량 센서 세척은 엔진오일 교환시에 함께 하는것도 좋다. 중요도에 비하여 난이도가 낮기도 하고 무엇보다 차량의 건강을 위해서이다..

*Sept. 9, 2022, 5:35 p.m., #C1,977, (@sunjoo.moon)*

공기 필터관리를 잘 하는것도 중요하다. 더러운 공기가 많이 들어오면 MAF 센서의 와이어가 오염되기 때문이다..

*Feb. 18, 2022, 3:44 p.m., #C380, (@sunjoo.moon)*

 SunJoo Moon , Edit Date: Aug. 31, 2021, 5:42 a.m.

** Disclaimer !** All cars are different, so please read the service manual for your vehicle before any repair work. bekomcar assumes no liability for property damage and/or injury incurred directly and/or indirectly as a result of any of the information contained in the website. Use this information at your own risk.