


[Common, Alternator]

Common alternator failure symptoms

<https://bekomcar.com/en/tutorial/pdf/33/>

⚠ Watch out the rotating objects and serpentine belt. When measuring voltage, pay attention to common electricity safety practice.

Typically there are three early signs of alternator failures. One is high frequency booming noise, second is metal bearing noise and the last one is low battery voltage below 13.0V while the car is running. The exception is the vehicle with IBS installed, which could go below 13.0V.



As shown in the above photo, the voltage generated from the alternator while the engine is running is just 12.69V. This is the clear message that the alternator is dead. But the dealer said the car is in perfect condition. Always trust but verify in any used car purchase inspection.




From below, one and two are the typical symptoms that the alternator is failing. Please take the car to your favorite mechanic for inspection. Of course, there could be other causes generating the similar noise.

1. **High frequency booming noise**
2. **Metal grinding mechanical noise**
3. **Low battery warning light on your dashboard (blinking dashboard lights, dancing gauges).**

For three, the alternator has already been dead. The car is running off your battery and depending upon your battery capacity, the vehicle will stop anywhere from 10~ 60 minutes after the low battery warning light on your dashboard. In this case, please park the car at the nearest safe location, call for road side emergency help and have your mechanic inspect the vehicle.

If your car has high mileage and worried about the alternator malfunctioning, you could have a spare alternator in your trunk. Any garage mechanic around the nation will easily replace the alternator for you.

Related contents & Comments

1.  Alternator voltage testing in idle state
2.  Alternator over charging voltage testing at 2500RPM
3.  How to test alternator in details

고주파 소음이 발생하는 경우도 있다. 이 고주파 소음은 알터네이터 뒤쪽의 렉티파이어 부분의 다이오드 반도체 부품이 고장난 경우에 발생한다. .

June 9, 2022, 5:32 p.m., #C1,129, (@sunjoo.moon)

어떤 경우에는 알터네이터 레귤레이터 부분에 민감한 차종도 있다. 전압 조정이 불안정 할 경우 충전시스템에 러가 표시되는 경우가 발견되기도 한다. .

Feb. 3, 2022, 5:43 p.m., #C272, (@sunjoo.moon)

 SunJoo Moon , Edit Date: Oct. 26, 2021, 11:03 a.m.

⚠Disclaimer ! All cars are different, so please read the service manual for your vehicle before any repair work. bekomcar assumes no liability for property damage and/or injury incurred directly and/or indirectly as a result of any of the information contained in the website. Use this information at your own risk.