

[Common, Tire care]

How to check tire production date code

<https://bekomcar.com/en/tutorial/pdf/28/>

⚠️ Old tires with brittle cracks are not safe for highway driving




All tires have date code marked on the side of the tire. Please check the date as marked in circle two. 3318 means the 33rd week of 2018. So, the first two digits represent the week and the last two digits means the year of production. Normally, tires are used for three to five years depending upon tire health condition.



References

1. <https://www.kumhotire.com/us/cont/content.do?menuCd=MN000182>
2. <https://www.bridgestoneamericas.com/en/corporate-social-responsibility/safety/maintaining-tires>


Related contents & Comments

1.  Checking the tire pressure
2.  Check tire wear & depth
3.  Several types of tire wear examples and possible causes

고속주행을 많이하면 비록 크랙이 없더라도 5년이 넘으면 교환하는것이 좋겠다. 각 차량별 메뉴얼 과 타이어 제조회사의 관리방법 및 교환주기를 참고한다. .

Feb. 18, 2022, 3:49 p.m., #C384, (@sunjoo.moon)

 SunJoo Moon , Edit Date: Aug. 14, 2021, 3:03 p.m.

 **Disclaimer !** All cars are different, so please read the service manual for your vehicle before any repair work. bekomcar assumes no liability for property damage and/or injury incurred directly and/or indirectly as a result of any of the information contained in the website. Use this information at your own risk.